VRLA GEL BATTERY VPG-150-12 12V150Ah

Application

* Emergency power system
* Communication equipment
* Telecommunication systems
* Uninterruptible power supply
* Electric bicycle and wheelchair, etc.
* Power tool
* Golf car and buggy
* Marine equipment
* Solar and wind power system

General Features

* Safety Sealing
* Long Life and low self-discharge design
* Non-spillable construction
* High Reliability and Stability
* Sealed and Maintenance-free
* Safety and Quality certification

Construction

* Positive .....Lead dioxide
* Electrolyte ... ...Gel
* Separator .....Fiber glass
* Container .....ABS(UL94-HB) / Flame Retardant ABS (UL94-V0)
* Negative .....Lead
* Safety Valve .....EPDR
* Terminal .....Copper

Specification

Battery Model	Nominal Voltage		12V	
	Rated capacity (10 Hour rate)		150Ah	
	Cells Per battery		6	
Dimension	Length	Width	Height	Total Height
	483mm(19.0inch)	170mm (6.69 inches)	241mm(9.49inch)	247mm(9.72inch)
Approx Weight	43.3kg(95.46lbs)±3%			
Capacity @ 25˚C (77 ˚F)	10 hour rate(15A,10.8V)	5 hour rate(23.4A,10.8V)	3 hour (35.7A,10.8V)	1 hour (90A,9.6V)
	150Ah	117Ah	107.1Ah	90Ah
Max.discharge current	1200A (5 Sec.)			
Internal Resistance	Full charged at 25˚C (77˚F) : Approx 3.5mΩ			
Capacity affected by Temp.(10 HR)	40˚C (104˚F)	25˚C (77˚F)	0˚C (32˚F)	-15˚C (5˚F)
	102%	100%	85%	65%
Self Discharge @25˚C (77˚F)	After 3 months storage		After 6 months storage	After 12 months storage
	91%		82%	64%
Charge method @25˚C (77˚F)	Cycle Use		Float Use	
	14.40-14.70V (Initial charging current less than 45A)		13.50-13.80V	

Outer dimension (mm)

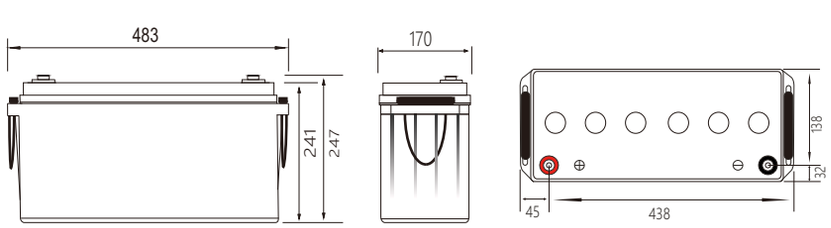

Terminal Type (mm)

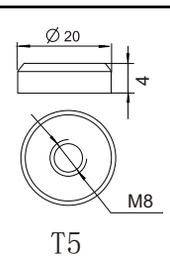

Constant Current(Amp) and Constand Power(Watt) Discharge Table at 25℃(77℉)

F.V\TIME		5min	10min	15min	30min	1 hr	2 hr	3 hr	4 hr	5 hr	8 hr	10 hr	20 hr
9.60V	A	480.5	316.5	255.2	171.0	90.0	52.5	38.6	30.0	24.8	17.6	15.8	8.5
	W	4958.2	3380.2	2735.7	1838.6	972.0	576.5	429.1	337.5	281.4	201.1	181.9	98.9
10.20V	A	465.3	285.6	240.3	163.5	84.6	50.1	37.5	29.3	24.3	17.1	15.5	8.3
	W	4969.4	3189.0	2689.0	1835.5	956.8	577.5	434.3	340.1	283.3	200.1	181.5	96.8
10.50V	A	450.2	255.5	210.2	153.0	81.9	48.9	36.6	28.8	24.0	17.0	15.2	8.3
	W	4915.6	2906.0	2398.2	1760.7	948.4	567.1	426.5	337.0	281.4	199.3	179.3	97.5
10.80V	A	433.8	240.8	195.3	141.0	79.2	47.7	35.7	28.4	23.4	16.5	15.0	8.1
	W	4867.2	2776.3	2249.9	1633.6	921.9	558.7	420.9	334.8	276.6	195.5	178.3	96.5
11.10V	A	419.3	225.6	180.3	126.0	76.5	46.5	34.5	27.6	22.8	16.1	14.3	7.7
	W	4754.3	2612.4	2098.7	1474.2	899.6	549.6	409.9	328.7	272.1	192.2	172.0	92.7

Discharge characteristic Curve

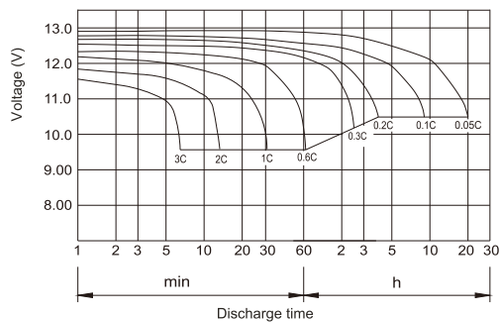

Cycle service life in relation to depth of discharge

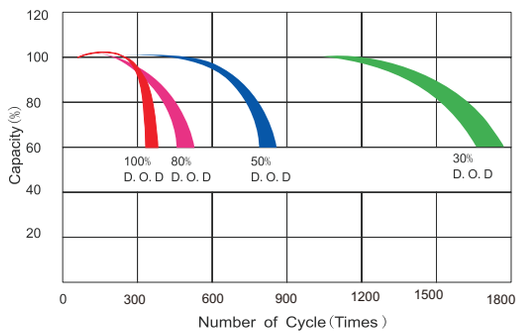

Relationship between charging voltage and temperature

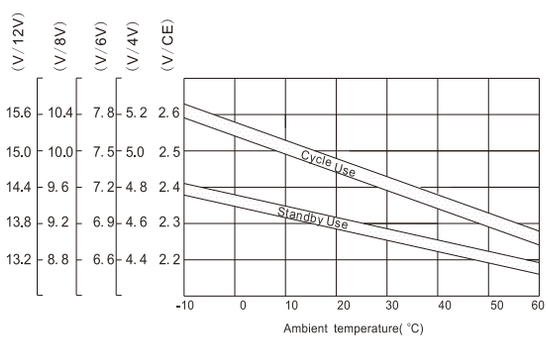

Constant voltage charging characteristic (0.25CA, at 25℃)

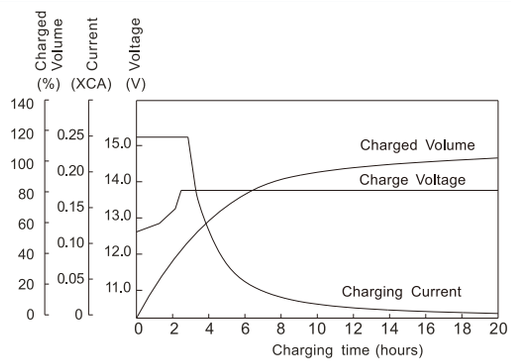

Temperature effects on float life

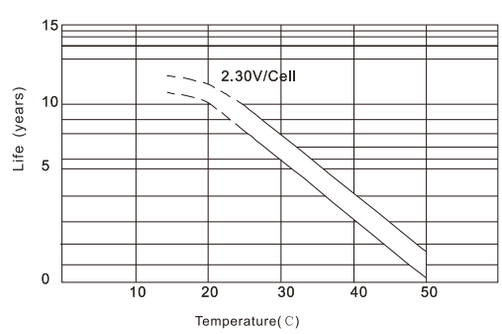

Self-discharge characteristic

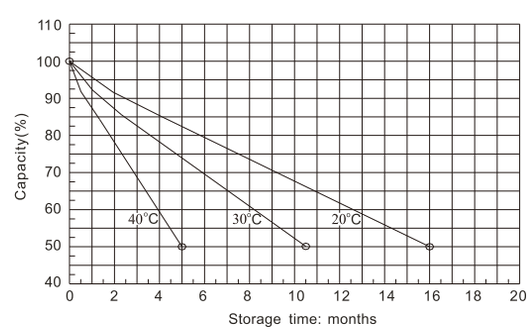

Life characteristics of standby use

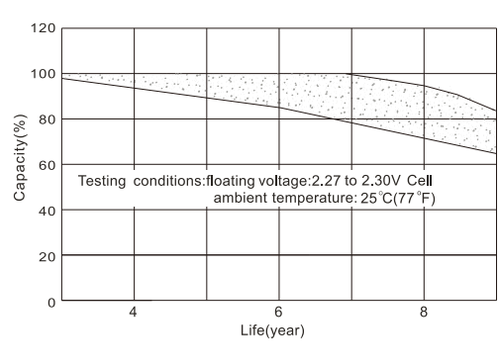
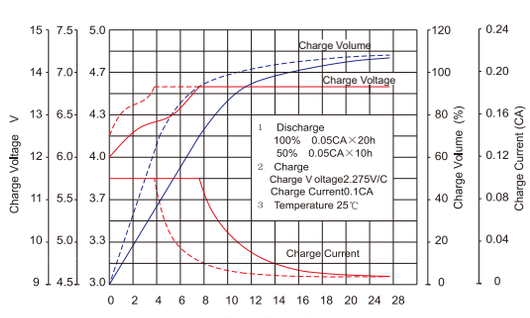
Charge characteristic Curve for standby use